

Cash Kat



by Linda Joy Singleton

illustrated by Christina Wald

Cash Kat

Gram Hatter and Kat set off on an adventure. Gram quickly folds up a pirate hat and places it on Kat's head and they begin their mission to help clean up the city park. Volunteering turns into a treasure hunt as Kat finds pennies, nickels, dimes, quarters and even a dollar. With each discovery Kat gets a new hat and Gram Hatter teaches Kat how to count her coins as they pick up litter at the park. When Kat adds up her money, there's enough for ice cream. Or should she donate the money to support the park instead?

It's so much more than a picture book . . . this book is specifically designed to be both a fun-to-read story and a launch pad for discussions and learning. We encourage adults to do the activities with the young children in their lives both at home and in the classroom. Free online resources and support at www.ArbordalePublishing.com include:

- For Creative Minds as seen in the book (in English & Spanish):
 - On the Money
 - Decimal Place Value
 - Counting Coins
 - Clean it up
- Teaching Activities (to do at home or school):
 - Reading Questions
 - Math
 - Language Arts
 - Science
 - Coloring Pages
- Interactive Quizzes: Reading Comprehension, For Creative Minds, and Math Word Problems
- English and Spanish Audiobooks
- Related Websites
- Aligned to State, Common Core & NGSS Standards
- Accelerated Reader and Reading Counts! Quizzes
- Lexile and Fountas & Pinnell Reading Levels

Ebooks with Auto-Flip, Auto-Read, and selectable English and Spanish text and audio are available for purchase online.

Thanks to Rachel Hilchey, elementary math teacher with Hallsville ISD (TX), for verifying the accuracy of the information in this book.

Linda Joy Singleton has been writing for as long as she can remember. She is the award-winning author of 38 books, including the young adult series *The Seer* and *Dead Girl*. Linda lives in northern California with her husband, surrounded by horses, peacocks, dogs, wild turkeys and demanding cats. Visit her website at www.LindaJoySingleton.com.


In addition to *Cash Kat*, Christina Wald has illustrated *Fibonacci Zoo*, *A Cool Summer Tail*, *A Warm Winter Tail*, *The Fort on Fourth Street: a Story about Six Simple Machines*, *Habitat Spy*, *Henry the Impatient Heron*, and *Little Red Bat* for Arbordale. She also enjoys illustrating for a wide variety of toys, games, books, and magazines. From a book that featured hundreds of animals on each page (*Look, Find, and Learn: Animals of the World*) to games including the Star Wars role playing game series, every assignment covers something new and exciting. Christina enjoys the research aspect of such projects, saying that each new book is a fascinating new learning experience. She often integrates travel to research for her illustrations. She lives in Ohio with her husband and three cats. Visit Christina's website at www.christinawald.com.



Linda Joy Singleton

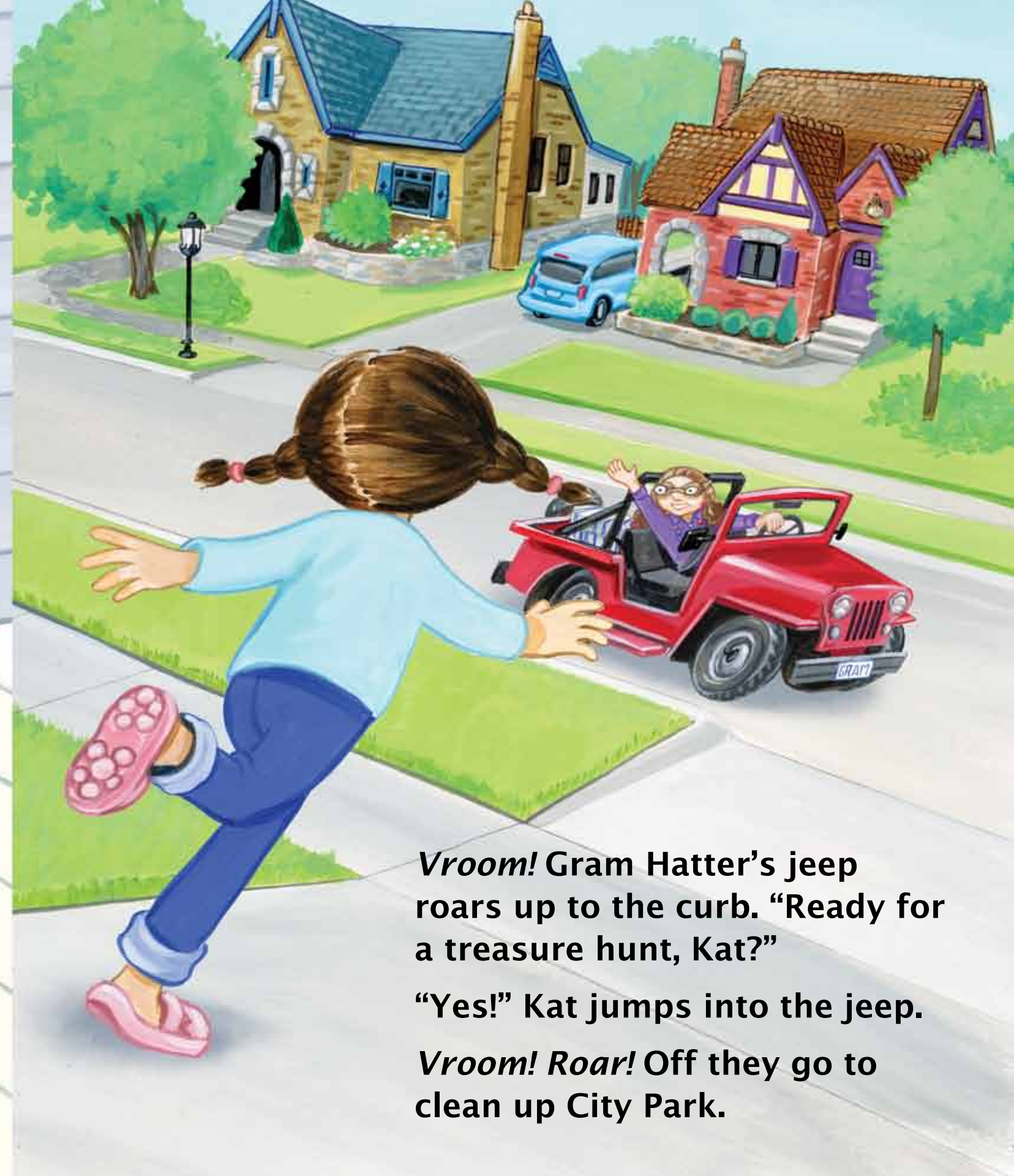


Christina Wald




by Linda Joy Singleton
illustrated by Christina Wald

Kat kerplunks shiny pennies into her Kitty Bank as she waits on the porch.



Vroom! Gram Hatter’s jeep roars up to the curb. “Ready for a treasure hunt, Kat?”
“Yes!” Kat jumps into the jeep.
Vroom! Roar! Off they go to clean up City Park.


“Keep a sharp eye out for buried treasure.” Gram Hatter plucks a paper from her craft bag. She folds it into a hat.




A pirate hat for Kat.




“I’m Pirate Kat and I spy pirate loot.” Kat picks up a penny.





Aye-aye matey! Find a penny, pick it up, all the day you'll have good luck.



Is one penny lucky enough to buy ice cream?

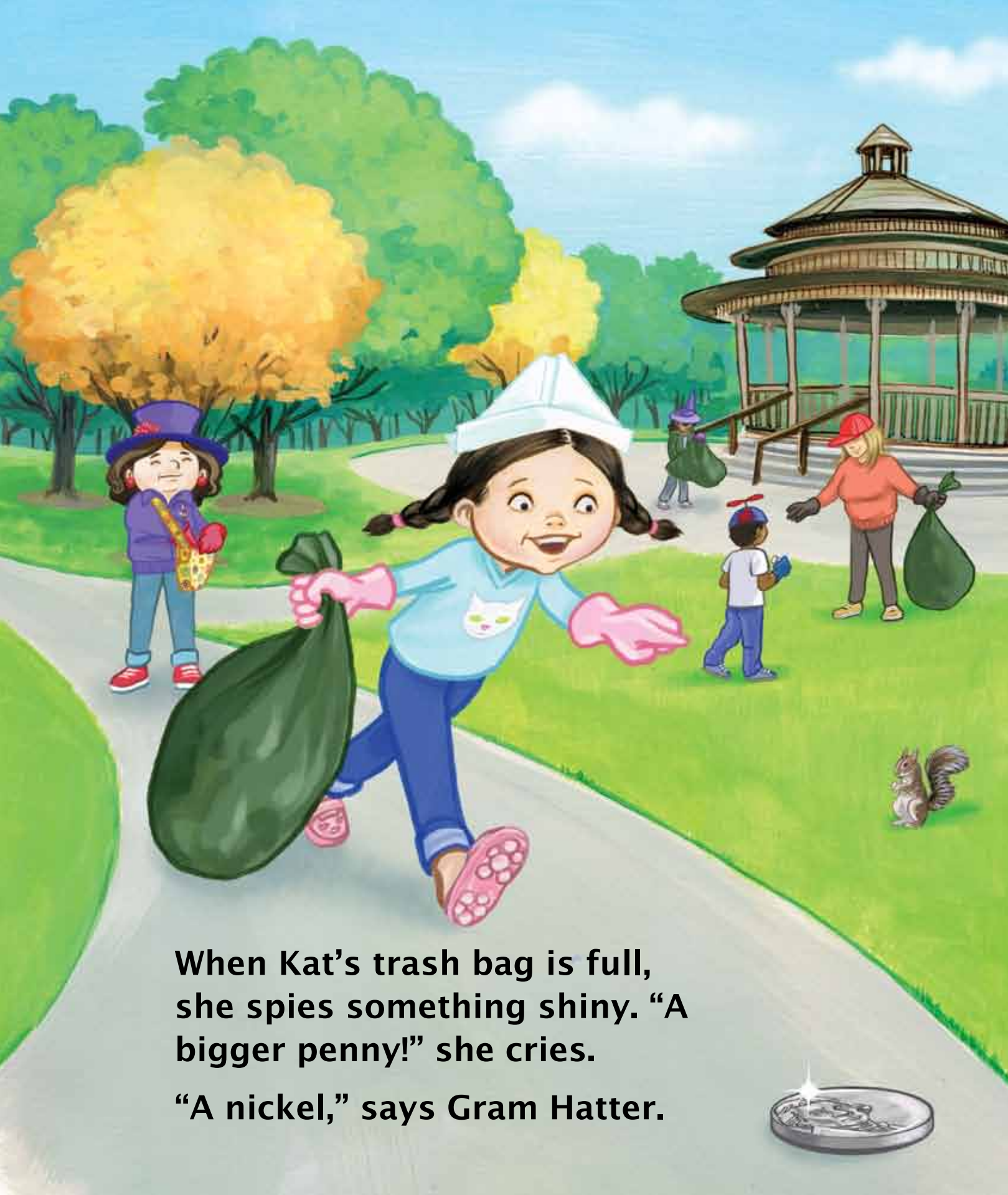


No.

You'll need more.

“This many?” Kat holds up five fingers.

Gram Hatter shakes her head. “Many, many more.”



When Kat's trash bag is full, she spies something shiny. "A bigger penny!" she cries. "A nickel," says Gram Hatter.



"One nickel equals five pennies," said Gram Hatter.

"Is that enough for ice cream?"

"Not yet." Gram Hatter folds a new hat.

Keep looking, Explorer Kat.



For Creative Minds

This For Creative Minds educational section contains activities to engage children in learning while making it fun at the same time. The activities build on the underlying subjects introduced in the story. While older children may be able to do these activities on their own, we encourage adults to work with the young children in their lives. Even if the adults have long forgotten or never learned this information, they can still work through the activities and be experts in their children's eyes! Exposure to these concepts at a young age helps to build a strong foundation for easier comprehension later in life. This section may be photocopied or printed from our website by the owner of this book for educational, non-commercial uses. Cross-curricular teaching activities for use at home or in the classroom, interactive quizzes, and more are available online. Go to www.ArbordalePublishing.com and click on the book's cover to explore all the links.

On the Money





Money is used to buy things. Money can come in all different shapes and sizes. In the United States of America, money is made of paper (bills) or metal (coins). The most common coins are pennies, nickels, dimes, and quarters. There are also half-dollar and dollar coins.

The coin with the smallest value is a penny. A penny is worth 1 cent (¢). It takes one hundred pennies to equal a dollar (\$). A penny's value can be written as 1¢ or \$0.01.

You can add up coins to make different values. A nickel and two dimes have the same value as five nickels or one quarter—25¢.

Each coin has a "head" side and a "tail" side. All coins have a president's face on the "head" side. Look below to see what each of the different coins looks like, how much it is worth, and what president is on it.






penny		\$0.01 or 1¢	Abraham Lincoln 16th president, 1861—1865
nickel		\$0.05 or 5¢	Thomas Jefferson 3rd president, 1801—1809
dime		\$0.10 or 10¢	Franklin D. Roosevelt 32nd president, 1933—1945
quarter		\$0.25 or 25¢	George Washington 1st president, 1789—1797

E Pluribus Unum. This Latin phrase is on all coins in the United States of America. It says "Out of many, one." This means that out of the many states and many different people in the USA, we all come together to make one country.

Decimal Place Value

Money can be counted in whole dollars or in parts of a dollar. There are bills worth \$1, \$5, \$10, \$20, or even \$50 or \$100. These bills represent whole numbers. Money can also be counted in parts of a dollar, or fractions. The **place value** after the decimal point shows parts of a number. You need these place values to represent coins, such as pennies, nickels, dimes, and quarters. Place value helps determine how big or small the value of a digit is.

ones	.	tenths	hundredths
	.		

Place value matters when you count whole numbers. In the number 172, the digit "1" is in the **hundreds** place. It means there is one group of one hundred. The digit "7" is in the **tens** place. It means that there are seven groups of ten—seventy. The digit "2" is in the **ones** place. It means that there are two ones—two.

Place values can also show parts of a whole number. You can imagine all whole numbers as having a decimal point followed by zeros. One dollar can be written as \$1 or \$1.00. The first place to the right of the decimal is the **tenths** place. The second space to the right of the decimal is the **hundredths** place.



A penny is worth one-hundredth of a dollar. One-hundredth can be written as a fraction: $\frac{1}{100}$. Or it can be written as a decimal with the "1" in the hundredths place: 0.01. *If you had seven pennies, how would you write that as a fraction of a dollar? How would you write it as a decimal?*

A dime is worth one-tenth of a dollar. One-tenth can be written as a fraction: $\frac{1}{10}$. Or one-tenth can be written as a decimal with "1" in the tenths place: 0.1. *If you had three dimes, how would you write that as a fraction of a dollar? How would you write it as a decimal?*

Twenty-five cents goes into one dollar (or one hundred cents) exactly four times, so a quarter is worth one-fourth of a dollar. A quarter can be written as a fraction $\frac{25}{100}$ that is reduced to $\frac{1}{4}$. Or it can be written as a decimal place with "2" in the tenths place and "5" in the hundredths place: 0.25. This is the same as two dimes plus five pennies. *Why do you think a quarter is called a quarter? Hint: what is a synonym for one-fourth?*

In this chart, each number has one digit "1." Identify the place value of each digit "1."

hundreds	tens	ones	.	tenths	hundredths
1	7	2	.	0	0
0	3	6	.	1	2
0	1	5	.	0	3
3	9	6	.	1	4
1	2	3	.	0	0
0	1	2	.	3	0
0	0	1	.	2	3

Answers: 172—hundreds. 36.12—tenths. 15.03—tens. 396.14—tenths. 123—hundreds. 12.3—tens. 1.23—ones.

Counting Coins


Match the groups of coins on the left to their values on the right. Answers are below.



15¢



35¢



41¢



2¢



8¢



75¢

Answers: A = 8¢. B = 2¢. C = 15¢. D = 75¢. E = 41¢. F = 35¢.

Clean it up

Litter is any type of human-made trash that is put in a place it doesn't belong. Plants and animals—including humans—need a healthy and clean environment to live. When people litter, it hurts the environment and creates an unhealthy habitat for plants and animals.

When animals eat litter, they can choke, get sick, or die. Animals can be injured or trapped by litter. As the litter breaks down (decomposes), the pieces enter the soil. Plants can get sick or die. Animals that eat these plants can also get sick or die.

Where does trash belong?

- recycling bin
- trash can
- compost heap
- landfill
- reuse facility
- waste-to-energy plant



You can help protect the environment by not littering and by cleaning up litter wherever you see it.

Always put your trash in the proper place. Some materials—like paper, plastic, and metal—can be easily recycled and should be put in a recycle bin. Many food scraps can be composted to return nutrients to the soil. Other garbage should go into a trash can.

If you see litter, clean it up! Be careful; you don't want to cut yourself on any sharp edges. Wear gloves or use a "pick up stick" when you pick up litter. Don't put your hands in places you can't see.

type of litter	time to decompose
paper towel	2-4 weeks
cigarette	1-5 years
plastic bags	10-20 years
styrofoam cup	50 years
tire	50-80 years
plastic forks	100 years
soda can	80-200 years
plastic water bottle	450 years
disposable diaper	450 years
fishing line	600 years
glass bottles	1,000,000 years



To my grandson, Nikoli, who inspired this book when we played the “money game” and walked in nature picking up litter.—LJS
For Grandma Snyder—CW
Thanks to Rachel Hilchey, elementary math teacher with Hallsville ISD (TX), for verifying the accuracy of the information in this book.

Cataloging Information is available through the Library of Congress:

9781628557282 English hardcover ISBN
9781628557350 English paperback ISBN
9781628557428 Spanish paperback ISBN
9781628557497 English eBook downloadable ISBN
9781628557565 Spanish eBook downloadable ISBN
Interactive, read-aloud eBook featuring selectable English (9781628557633) and Spanish (9781628557701) text and audio (web and iPad/
tablet based)

Translated into Spanish: **Elena Efectivo**
Lexile® Level: AD 550
key phrases: add/subtract, character, counting, currency, environment, litter, math symbols (currency, decimals, fractions), place values

Text Copyright 2016 © by Linda Joy Singleton
Illustration Copyright 2016 © by Christina Wald

The “For Creative Minds” educational section may be copied by the owner
for personal use or by educators using copies in classroom settings.

Manufactured in China, December 2015
This product conforms to CPSIA 2008
First Printing

Arbordale Publishing
Mt. Pleasant, SC 29464
www.ArbordalePublishing.com



If you enjoy this book,
look for other Arbordale books about math:



Includes 4 pages of
learning activities.
Look for more free activities
online at

ArbordalePublishing.com