

For Creative Minds

This For Creative Minds educational section contains activities to engage children in learning while making it fun at the same time. The activities build on the underlying subjects introduced in the story. While older children may be able to do these activities on their own, we encourage adults to work with the young children in their lives. Even if the adults have long forgotten or never learned this information, they can still work through the activities and be experts in their children's eyes! Exposure to these concepts at a young age helps to build a strong foundation for easier comprehension later in life. This section may be photocopied or printed from our website by the owner of this book for educational, non-commercial uses. Cross-curricular teaching activities for use at home or in the classroom, interactive quizzes, and more are available online. Go to www.ArbordalePublishing.com and click on the book's cover to explore all the links.

Basketball Vocabulary

alley oop: a player catches the ball in mid-air and dunks it

block: to knock the ball away from the basket

defense: the team without the basketball that tries to stop the other team from scoring

dribble: to bounce the basketball while walking or running on the basketball court

foul: when someone breaks the rules

layup: to shoot the ball into the basket from close up

make a jam: to jump up and throw (dunk) the ball straight down through the hoop

offense: the team with the basketball

open the spread: when the winning team scores more points to increase their lead

out of bounds: outside the basketball court

playing the zone: when a defensive player guards one area of the court

referee: a judge who makes sure both teams play by the rules


score: to win points

shoot: to aim and throw the ball toward the basket

shoot a three: to win three points with a single shot

steal: to take the ball away from another player


take up the press: to guard the offense the entire length of the basketball court




Ten in the Game

With ten players, there are many ways to divide up into two teams. Match each team on the left with a team on the right so that the two teams add up to ten players in the game.


5




4




8




9




6




5




3




7



1








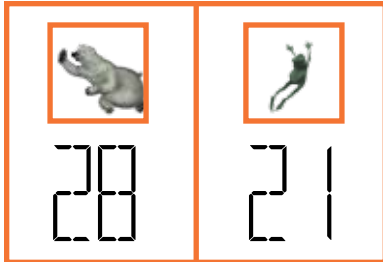
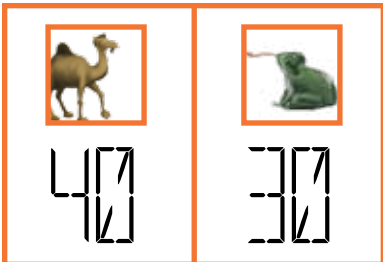
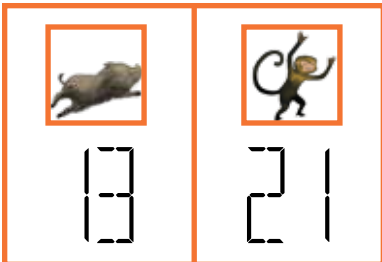

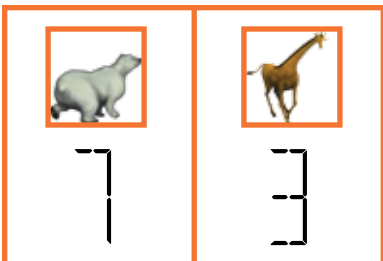
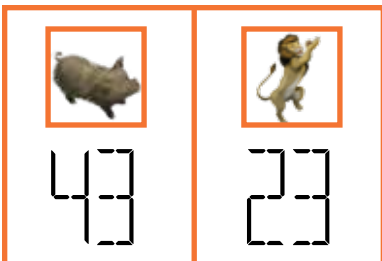




2



Answers: 5+5, 8+2, 6+4, 3+7, 1+9

Make it Count

In each of the scoreboards below, one team is winning (has the most points). How many points would the losing team need to score in order to tie the game (have the same number of points)?

A		B		C	
D		E		F	
G		H		I	
J		K		L	
M		N		O	

Answers: A-8. B-2. C-4. D-3. E-3. F-7. G-10. H-8. I-3. J-4. K-20. L-2. M-6. N-4. O-5.

STEM Activity: Build a Basketball Hoop

Build a basketball hoop for yourself and your friends. Before you get started, plan out what you want to do. Think about what you want your basketball hoop to be like and what materials or tools you will need to build it.

- How big does the net have to be for the ball to pass through?
- What will you use for the net?
- How high off the ground do you want the net to be?
- What will you use to hold the net off the ground?
- How will you attach the net to its support?
- Do you want a backboard so you can bounce a ball into the net?
- What will you use for a backboard?
- How will you attach the backboard?
- Do you think your hoop could wobble or tip over if you bounce a ball off the backboard or against the net?
- How can you make your hoop sturdy enough to withstand the force of a ball hitting it?



Once you have planned your basketball hoop, gather your materials and tools. Be sure to check with an adult about any tools you need and use proper safety precautions. As you are working, you might find that something you planned doesn't work the way you wanted it to or you might think of a different way to meet your goal. It is okay to stop, think, and change your plans along the way.

Endangered Zoo Animals

Zoos are a place for people to see and learn about animals from all around the world. But they are also a place where people help animals that are in trouble. When an animal species is **endangered**, it means there are very few of those animals left in the world. Many of the animals in this story are endangered: elephants, polar bears, lions, and some species of penguins and monkeys.



Without help from people, these animals may disappear forever (become **extinct**). Zoos help endangered animals. This is called **conservation**. Zoos teach people about endangered animals and how humans can help them.