

Teaching Activity Guide



A COOL

SUMMER TAIL



A WARM

WINTER TAIL



Table of Contents

3	How to Use This Activity Guide (General)
4	What Do Children Already Know?
5	Pre-Reading Questions
6	Comprehension Questions & Writing Prompts
7	Cross-Curricular Vocabulary Activities
8	Word Bank
9	Cross Curricular: Silly Sentences
10	Analogies
11	Language Arts: Word Families & Rhyming Words
12	Word Search
13	Edible Sorting and Classifying Activity
15	Classifying Animals
16	Animal Chart
19	Vertebrate Classes
20	Common Invertebrates
21	Animal Sorting Cards
24	Science Journal (Vocabulary)
25	Humans in Winter True or False?
26	Instinct or Learned Behavior?
27	Math Word Problems
28	Math Cards
30	Monarch Migration Map Activity
31	Coloring Pages
34	Glossary
43	Answers
46	Appendix A—"What Children Know" Cards
47	Appendix B—Venn Diagram
48	Appendix C—Rhyming Cards

Copyright 2014 © Arbordale Publishing
These activities may be copied for
personal and non-commercial use in
educational settings.
www.ArbordalePublishing.com

Arbordale Publishing
formerly Sylvan Dell Publishing
Mt. Pleasant, SC 29464



by Carrie A. Pearson
illustrated by Christina Wald

How to Use This Activity Guide (General)

There are a wide variety of activities that teach or supplement all curricular areas. The activities are easily adapted up or down depending on the age and abilities of the children involved. And, it is easy to pick and choose what is appropriate for your setting and the time involved. Most activities can be done with an individual child or a group of children.

For teachers in the classroom: We understand that time is at a premium and that, especially in the early grades, much time is spent teaching language arts. All Arbordale titles are specifically selected and developed to get children excited about learning other subjects (science, geography, social studies, math, etc.) while reading (or being read to). These activities are designed to be as comprehensive and cross-curricular as possible. If you are teaching sentence structure in writing, why not use sentences that teach science or social studies? We also know and understand that you must account for all activities done in the classroom. While each title is aligned to all of the state standards (both the text and the For Creative Minds), it would be near impossible to align all of these activities to each state's standards at each grade level. However, we do include some of the general wording of the CORE language arts and math standards, as well as some of the very general science or social studies standards. You'll find them listed as "objectives" in italics. You should be able to match these objectives with your state standards fairly easily.

For homeschooling parents and teachers in private schools: Use as above. Aren't you glad you don't have to worry about state standards?

For parents/caregivers: Two of the most important gifts you can give your child are the love of reading and the desire to learn. Those passions are instilled in your child long before he or she steps into a classroom. Many adults enjoy reading historical fiction novels . . . fun to read but also to learn (or remember) about historical events. Not only does Arbordale publish stories that are fun to read and that can be used as bedtime books or quiet "lap" reading books, but each story has non-fiction facts woven through the story or has some underlying educational component to sneak in "learning." Use the "For Creative Minds" section in the book itself and these activities to expand on your child's interest or curiosity in the subject. They are designed to introduce a subject so you don't need to be an expert (but you will probably look like one to your child!). Pick and choose the activities to help make learning fun!

For librarians and bookstore employees; after-school program leaders; and zoo, aquarium, nature center, park & museum educators: Whether reading a book for story time or using the book to supplement an educational program, feel free to use the activities in your programs. We have done the "hard part" for you.

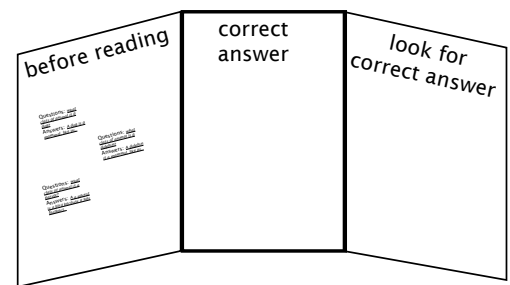
What Do Children Already Know?

Young children are naturally inquisitive and are sponges for information. The whole purpose of this activity is to help children verify the information they know (or think they know) and to get them thinking “beyond the box” about a particular subject.

Before reading the book, ask the children what they know about the subject. A list of suggested questions is below. The children should write down their “answers” (or adults for them if the children are not yet writing) on the chart found in Appendix A, index cards, or post-it notes.

Their answers should be placed on a “before reading” panel. If doing this as a group, you could use a bulletin board or even a blackboard. If doing this with individual children, you can use a plain manila folder with the front cover the “before reading” panel. Either way, you will need two more panels or sections—one called “correct answer” and the other “look for correct answer.”

Do the children have any more questions about the subject? If so, write them down to see if they are answered in the book.



After reading the book, go back to the questions and answers and determine whether the children’s answers were correct or not.

If the answer was correct, move that card to the “correct answer” panel. If the answer was incorrect, go back to the book to find the correct information.

If the child/children have more questions that were not answered, they should look them up.

When an answer has been found and corrected, the card can be moved to the “correct answer” panel.

Pre-Reading Questions

What are some ways that habitats can change on a regular, repeating basis?
How do the temperature and weather change with the seasons?
What are some ways that animals deal with changing seasonal weather?



By looking at the cover of the book, what do you think it's about?
During which season of the year do you think this story takes place?
What does "migrate" mean?
Do all animals migrate when it starts to get cold?
What are some animals that migrate?
Do you know any adult humans who migrate south in the winter but come back in the spring?
What does "hibernate" mean?
Do all animals hibernate when it starts to get cold?
What are some animals that hibernate?
If an animal stays active during the cold winter, what are some ways it might stay warm?
What are some animals that stay in cold weather during the winter but stay active and need to get food?
What are some ways that we (humans) stay warm in the winter?
What do bears do during the cold winter?
What do turtles do during the cold winter?
How do foxes stay warm in the winter?
Many birds migrate to warmer weather. Do all birds?



By looking at the cover of the book, what do you think it's about?
During which season of the year do you think this story takes place?
Some animals migrate long distances and others migrate short distances. Why would animals migrate in the summer?
What are some ways that you think animals might stay cool in the summer?
What time of day is it coolest?
Can you name any animals that swim or use cool water or mud to cool off in the hot summer weather?
Can you name any animals that use shade to hide from the sunlight and heat?
What are some ways that humans stay cool in the summer.

Comprehension Questions & Writing Prompts

Objective Core Language Arts, Speaking and Listening: Ask and answer questions about key details in a text read aloud or information presented orally or through other media.

Confirm understanding of a text read aloud or information presented orally or through other media by asking and answering questions about key details and requesting clarification if something is not understood.

Recount or describe key ideas or details from a text read aloud or information presented orally or through other media.

Retell stories, including key details, and demonstrate understanding of their central message or lesson.

Ask and answer such questions as who, what, where, when, why, and how to demonstrate understanding of key details in a text.



How did the author introduce readers to the many different ways that animals survive the winter?

Who was asking the questions?

Was there a “Mama” for each animal? Why or why not?

What are some of the animals that migrated to warmer areas when it got cold?

What are some animals that hibernate?

What are some animals that stayed in the cold but had special ways to keep warm?

What were some of the ways those animals kept warm?

Which animal buried itself into the mud?

Which animal wraps its tail around itself to stay warm?

Which animal grows hollow hair to stay warm?

How did the bees stay warm in the hive?

What did the butterflies do when it started to get cold?

What did the frogs do to survive the winter?

Thinking it through/writing prompts:

- Suppose you are out playing with some friends and it starts to rain. You and your friends get wet and are cold but you are waiting for the rain to stop before going home. What are some ways you can warm yourselves?
- An ice storm knocks out all electricity in your house and there is no heat. What are some things you can do to stay warm?



How did the author introduce readers to the many different ways that animals survive the winter?

Who was asking the questions?

Was there a “Mama” for each animal? Why or why not?

How do foxes stay cool in the hot summer weather?

What are two ways that painted turtles stay cool?

How do the blackbird chickadees stay cool?

How do bears use the cool ground to cool off?

Describe the hair that deer have to help them stay cool.

What do honey bees do to keep the queen cool?

How do squirrels stay cool?

What body part do the black swallowtails use to provide shade?

What time of day do snakes come out to stay cool? Where do they hide during the heat of the day?

Into what do the frogs dig to stay cool?

What do the Costa’s hummingbirds do when it gets hot?

What are some ways that humans stay cool in the hot weather?

Thinking it through/writing prompts:

- Describe the clothes that you wear in the summer and compare them to the clothes you wear in the winter.
- A thunderstorm knocks out all electricity in your house and there is no air conditioning. What are some things you can do to stay warm?
- Describe some man-made things that you might use to stay cool in hot summer weather.

Cross-Curricular Vocabulary Activities

Objective Core Language Arts:

Determine or clarify the meaning of unknown and multiple-meaning words and phrases based on grade-level reading and content.

Identify new meanings for familiar words and apply them accurately (e.g., duck is a bird & the verb to duck). Use words & phrases acquired through conversations, reading/being read to, and responding to texts.

Determine the meaning of general academic and domain-specific words and phrases in a text relevant to a grade-level topic or subject area.

Explain the function of nouns, pronouns, verbs, adjectives, and adverbs in general and their functions in particular sentences.

Write informative/explanatory texts in which they introduce a topic, use facts and definitions to develop points, and provide a concluding statement or section.

Use frequently occurring adjectives.

Vocabulary Game: This activity is a very general idea and is designed to get children thinking of vocabulary words that will then be used as the beginning vocabulary list for a science lesson.

Select an illustration from the book and give the children a specific length of time (five minutes?) to write down all the words they can think of about the particular subject. It is helpful to project an illustration on a whiteboard. Use the eBook or book preview found at www.ArbordalePublishing.com.

The children's word list should include anything and everything that comes to mind, including nouns, verbs, and adjectives. At the end of the time, have each child take turns reading a word from his/her list. If anyone else has the word, the reader does nothing. However, if the reader is the only one with the word, he/she should circle it. While reading the list, one person should write the word on a flashcard or large index card and post it on a bulletin board or wall.

At the end, the child with the most words circled "wins." And you have a start to your science vocabulary list. Note: if a child uses an incorrect word, this is a good time to explain the proper word or the proper usage.

Glossary/Vocabulary Words: Word cards may be used (see Appendix) or have children write on index cards, a poster board, or on a chalkboard for a "word wall." If writing on poster board or chalkboard, you might want to sort words into nouns, verbs, etc. right away to save a step later if using for Silly Sentences (on the next page). Leaving the words posted (even on a refrigerator at home) allows the children to see and think about them frequently. The glossary has some high-level words. Feel free to use only those words as fit your situation.

Using the Words: The following activities may be done all at once or over a period of several days.

- Sort vocabulary words into nouns, verbs, adjectives, etc. and write what they are on the backs of the cards. When the cards are turned over, all you will see is "noun," etc. (these can then be used for the "silly sentences" on the next page).
- After the cards have been sorted, go over the categories to ensure that all cards have been placed correctly. (Mistakes are a great opportunity to teach!)
- Choose two words from each category and write a sentence for each word.
- Write a story that uses at least ten vocabulary words from the word sort.
- Have children create sentences using their vocabulary words. Each sentence could be written on a separate slip of paper. Have children (individually or in small groups) sort and put sentences into informative paragraphs or a story. Edit and re-write paragraphs into one informative paper or a story.

Silly Sentence Structure Activity: This "game" develops both an understanding of sentence structure and the science subject. Use words from the "word wall" to fill in the blanks. After completing silly sentences for fun, have children try to fill in the proper words by looking for the correct information in the book.

Word Bank

Adjective	Noun			Verb
behavioral	amphibian	heartbeat	shade	breathe
cold	animal	heat	shell	burrow
cooler	antifreeze	hibernation	shelter	drop
decaying	bird	hive	shiver	fly
dormant	blood	hollow	skin	huddle
evaporating	body	ice	snow	jump
fluff	bottom	Insect	soil	learn
frozen	breeze	instinct	source	lick
higher	brumation	insulation	south	melt
hot	burrow	lake	spit bath	migrate
huge	cache	larva (larvae pl)	spring	move
indented	chill	life cycle	summer	pant
lower	climate	mammal	sweat	put
physical	dormancy	migration	system	release
plump	down	migrators	tail	seek
seasonal	drey	moisture	temperature	shed
slow	elevation	mud	tongue	sleep/nap
thick	energy	muscle	tunnel	spray
warm	feathers	nest	undercoat/ underfur	stay
warm-blooded	flock (birds)	north	water	survive
warmer	flower	oxygen	weather	swarm
	flyway	parent	week	sweat
	food	pond	wind	swim
	fur	predator	wings	thaw
	goose bumps	reptile	winter	trap
	heart	season		wake

Cross Curricular: Silly Sentences

1. Living things adapt to _____ changes in different ways.
adjective
2. Animals have adaptations to help them _____ weather in the _____ and _____ weather in the winter.
verb adjective
noun adjective
3. These adaptations can be changes in their _____ (physical) or they can be changes in things that the animals do (behavioral).
noun
4. Many animals _____ to a different location (migrate) when the weather starts to get _____. They are following not only _____ weather and seeking shelter, but also are often following _____ sources.
verb adjective
adjective noun
5. Not all _____—some stay through cold weather if there are enough food sources.
noun verb
6. A few _____ (whales) and _____ (Monarch butterflies) migrate.
noun noun
7. Other animals _____ for long periods during the winter (_____ in mammals or brumation in reptiles).
verb noun
8. These animals slow their systems down so they don't need as much _____. Their hearts beat slower, they don't _____ as often, and sometimes their body temperatures even drop.
noun verb

1. To cool down, some mammals _____, or breathe in and out very quickly with their tongues sticking out.
verb
2. The _____ on their _____s cools the air going into their bodies, helping them to cool down.
noun noun
3. All kinds of animals _____ into or _____ themselves with water or mud to cool down. The _____ temperature of the water or mud helps to cool their bodies off.
verb verb adjective
4. Some animals _____ water onto their outer skin (_____). The _____ water then cools the animals' bodies.
verb noun adjective
5. Other animals don't make their own water or sweat so they have to _____ water onto their skin by _____ ing themselves (_____).
verb verb noun
6. Other animals might _____ into cool _____, _____ under rocks, or lay in cool dirt.
verb noun verb
7. Some animals _____ in the _____ where it is cooler.
verb noun
8. Some animals even _____ to higher _____s or cooler climates.
verb noun
9. Still other animals might _____ or _____ during the day and be more active in the evening or at night when it is cooler.
verb verb

Analogies

Language Arts, Reading Standards: Foundational Skills, Recognize and produce rhyming words.

Use the words below to complete the analogies:

Word Bank

bees

bird

cover

deer

den

fly

hot

insect

sleep

1. Cold is to winter as _____ is to summer
2. Deer is to mammal as butterfly is to _____
3. Drey is to tree as _____ is to ground
4. Wing is to _____ as paw is to dig
5. Tail is to wrap as blanket is to _____
6. Hibernate is to _____ as migrate is to move
7. Cub is to bear as fawn is to _____
8. Buzz is to _____ as squeak is to mouse
9. Feather is to _____ as fur is to bear

Language Arts: Word Families & Rhyming Words

Language Arts, Reading Standards: Foundational Skills, Recognize and produce rhyming words.

Word families are groups of words that have some of the same combinations of letters in them that make them sound alike...or rhyme. For example ad, add, bad, brad (Brad), cad, Chad, clad, dad, fad, gad, glad, grad, had, lad, mad, pad, plaid (silent 'i'), sad, shad, and tad all have an "ad" letter combination and rhyme.

- Find and write down rhyming words in the text.
- Are they in the same word family?
- If so, circle the combination of letters that are the same.
- Can you think of more words in the word family?

See Appendix "C" for rhyming word cards that can be used for this.

Cards can also be cut out, mixed up, and used to find rhyming words or even as a "Memory" game.

Rhyming words are:

and

They are / are not from the same word family.

Other words that rhyme are:

Rhyming words are:

and

They are / are not from the same word family.

Other words that rhyme are:

Rhyming words are:

and

They are / are not from the same word family.

Other words that rhyme are:

Rhyming words are:

and

They are / are not from the same word family.

Other words that rhyme are:

Word Search

Find the hidden words. Even non-reading children can match letters to letters to find the words! Easy—words go up to down or left to right (no diagonals). For older children, identify the coordinates of the first letter in each word (number, letter).

	A	B	C	D	E	F	G	H	I	J
1	C	O	L	F	A	A	N	Y	S	X
2	S	A	S	N	O	W	T	E	M	U
3	M	R	F	T	A	I	L	D	I	E
4	E	H	U	M	A	N	S	O	G	I
5	L	O	C	U	Z	T	I	K	R	T
6	I	P	M	D	B	E	A	R	A	B
7	Y	H	I	B	E	R	N	A	T	E
8	A	J	C	I	E	Q	U	G	I	O
9	E	W	E	R	S	H	S	F	O	X
10	N	O	I	D	E	E	R	V	N	U

BEAR
BEES
BIRD
DEER
FOX
HIBERNATE
HUMANS
MICE
MIGRATION
MUD
SNOW
TAIL
WINTER



Edible Sorting and Classifying Activity

Objective Core Language Arts Vocabulary Acquisition and Use: Sort common objects into categories (e.g., shapes, foods) to gain a sense of the concepts the categories represent.

Objects and materials can be sorted and described by their properties. (color, shape, size, weight and texture)

Use whole numbers, up to 10, in counting, identifying, sorting, and describing objects and experiences.*

Gather a cup of edible “sorting items.” For example:

- As many different kinds of M&Ms as you can find
- Chocolate & peanut butter chips
- Hershey Kisses
- Peanuts or other type of nuts or jelly beans



Ask the children to sort the items into groups. There is no right and wrong, only what makes sense to the child. When finished, ask the child:

What feature or attribute (color, size, ingredient, etc.) did you use to sort the items?

- Are there some items that fit more than one group or don't fit any group?
- If so, how did the child decide which attribute was more important?
- How are various objects similar and different?
- Is it easy to sort or were there some items that were a little confusing?

If more than one person did this, did everyone sort by the same attribute? To extend the learning, graph the attributes used to sort the items (blank graph below).

Graph the attributes that children used to sort their items. (Graph provided on next page.)

What was the most common attribute (size, shape, color, etc.) used?

10				
9				
8				
7				
6				
5				
4				
3				
2				
1				
attribute				

Classifying Animals

Objective: Classify organisms according to one selected feature, such as body covering, and identify other similarities shared by organisms within each group formed.

Describe several external features and behaviors of animals that can be used to classify them (e.g., size, color, shape of body parts).

Identify observable similarities and differences (e.g., number of legs, body coverings, size) between/among different groups of animals.

Just as we sort candy, scientists sort all living things into groups to help us understand and connect how things relate to each other. Scientists ask questions to help them sort or classify animals.

Based on the answers to the questions, scientists can sort the living organisms. The first sort is into a Kingdom. There are five commonly accepted Kingdoms: Monera, Protista, Fungi, Plantae, and Animalia. All of the living things in this book belong to Animalia or the Animal Kingdom.

The next big sort is into a Phylum. One of the first questions that a scientist will ask is whether the animal has (or had at some point in its life) a backbone. If the answer is “yes,” the animal is a vertebrate. If the answer is “no,” the animal is an invertebrate.

Each Phylum is broken down into Classes, like mammals, birds, reptiles, fish, amphibians, insects, or gastropods (snails). Then each class can be broken down even further into orders, families, genus and species, getting more specific.



The scientific name is generally in Latin or Greek and is the living thing’s genus and species. People all over the world use the scientific names, no matter what language they speak. Most living organisms also have a common name that we use in our own language.



Some questions scientists ask:



- Does it have a backbone?
- What type of skin covering does it have?
- Does it have a skeleton? If so, is it inside or outside of the body?
- How many body parts does the animal have?
- Does it get oxygen from the air through lungs or from the water through gills?
- Are the babies born alive or do they hatch from eggs?
- Does the baby drink milk from its mother?
- Is it warm-blooded or cold-blooded?

Using what you know, and information and pictures in the book, see how many Animal Chart squares you can fill in for each animal.

Animal Chart

	Animals		
Appendages	legs (how many)		
	flippers/fins		
	wings		
	tail/no tail		
	horns/antlers		
Feet or hands: if they have; may have more than one	claws		
	web		
	toes		
	opposable thumbs/toes		
	hooves		
Movement: may do more than one	walks/runs		
	crawls		
	flies		
	slithers		
	swims		
	climbs		
	hops		
Backbone	backbone/vertebrate		
	no backbone/invertebrate		
Skeleton	inside skeleton (endoskeleton)		
	outside skeleton (exoskeleton)		
	no skeleton		
Body covering	hair/fur/whiskers/quills		
	feathers		
	dry scales or bony plates		
	moist scales		
	smooth, moist skin		
	hard outer shell		
Color/patterns	stripes or spots		
	mostly one color		
	skin color changes		
	bright, vivid colors		
Gets oxygen	lungs		
	gills		
Body temperature	warm-blooded (endothermic)		
	cold-blooded (ectothermic)		
Babies	born alive		
	hatch from eggs		
	born alive or hatch from eggs		
Metamorphosis	complete		
	incomplete		
	none		
Teeth	sharp		
	flat		
	no teeth (bill/beak)		
Food	plant eater (herbivore)		
	meat eater (carnivore)		
	both (omnivore)		

	Animals		
Appendages	Legs (how many)		
	flippers/fins		
	wings		
	tail/no tail		
Feet or hands: if they have, may have more than one	horns/antlers		
	claws		
	web		
	toes		
Movement: may have more than one	opposable thumbs/toes		
	hooves		
	walks/runs		
	crawls		
	flies		
Backbone	slithers		
	swims		
	climbs		
	hops		
Skeleton	backbone/vertebrate		
	no backbone/invertebrate		
	inside skeleton (endoskeleton)		
Body covering	outside skeleton (exoskeleton)		
	no skeleton		
	hair/fur/whiskers/quills		
	feathers		
	dry scales or bony plates		
	moist scales		
Color/patterns	smooth, moist skin		
	hard outer shell		
	hard outer covering		
	stripes or spots		
Gets oxygen	mostly one color		
	skin color changes		
	bright, vivid colors		
Body Temperature	lungs		
	gills		
Babies	warm-blooded (endothermic)		
	cold-blooded (ectothermic)		
	born alive		
Metamorphis?	hatch from eggs		
	born alive or hatch from eggs		
	complete		
Teeth	incomplete		
	none		
	sharp		
Food	flat		
	no teeth (bill/beak)		
	plant eaters (herbivore)		
	meat eater (carnivore)		
	both (omnivore)		

	Animals		
Appendages	Legs (how many)		
	flippers/fins		
	wings		
	tail/no tail		
	horns/antlers		
Feet or hands: if they have, may have more than one	claws		
	web		
	toes		
	opposable thumbs/toes		
	hooves		
Movement: may have more than one	walks/runs		
	crawls		
	flies		
	slithers		
	swims		
	climbs		
	hops		
Backbone	backbone/vertebrate		
	no backbone/invertebrate		
Skeleton	inside skeleton (endoskeleton)		
	outside skeleton (exoskeleton)		
	no skeleton		
Body covering	hair/fur/whiskers/quills		
	feathers		
	dry scales or bony plates		
	moist scales		
	smooth, moist skin		
	hard outer shell		
Color/patterns	stripes or spots		
	mostly one color		
	skin color changes		
	bright, vivid colors		
Gets oxygen	lungs		
	gills		
Body Temperature	warm-blooded (endothermic)		
	cold-blooded (ectothermic)		
Babies	born alive		
	hatch from eggs		
	born alive or hatch from eggs		
Metamorphosis?	complete		
	incomplete		
	none		
Teeth	sharp		
	flat		
	no teeth (bill/beak)		
Food	plant eaters (herbivore)		
	meat eater (carnivore)		
	both (omnivore)		

Vertebrate Classes

Objective: Compare structures (e.g., wings vs. fins vs. legs; gills vs. lungs; feathers vs. hair vs. scales) that serve similar functions for animals belonging to different vertebrate classes

Mammals:

hair, fur, whiskers, or quills at some point during their lives
backbone (vertebrate)
inside skeleton (endoskeleton)
lungs to breathe
most give birth to live young
produce milk to feed young
warm-blooded



Birds:

feathers
backbone (vertebrate)
inside skeleton (endoskeleton)
lungs to breathe
hatch from hard-shelled eggs
warm-blooded



Reptiles:

dry scales or plates
backbone (vertebrate)
inside skeleton (endoskeleton); most turtles also have a hard outer shell
lungs to breathe
most hatch from leathery eggs
cold-blooded



Warm-blooded animals make their own heat and have a constant body temperature

Cold-blooded animals' body temperature comes from their surroundings

Fish:

most have scales covered with a thin layer of slime
backbone (vertebrate)
inside skeleton (endoskeleton)
gills to breathe
babies are either born alive or hatch from jellylike eggs
cold-blooded

Amphibians:

soft, moist skin
backbone (vertebrate)
inside skeleton (endoskeleton)
most hatchlings (jellylike eggs) are called larvae or tadpoles and live in water, using gills to breathe
as they grow, they develop legs and lungs and move onto land
cold-blooded

Using the sorting cards, sort the animals into their class.

Common Invertebrates

Arthropods: Insects:



hard outer covering
no backbone (invertebrate)
outside skeleton (exoskeleton)

adults have 3 body parts: head, thorax & abdomen

mouthparts adapted for chewing, biting, sucking and lapping

breathe through tracheae

compound eyes

3 pairs of legs

usually 2 pairs of wings and 1 pair of antennae

most hatch from eggs

metamorphosis: none, incomplete, or complete

cold-blooded



Mollusks

Gastropods (Snails):

most have hard shells

no backbone (invertebrate)

outside skeleton (exoskeleton)

hatch from eggs

cold-blooded

Arthropod

Arachnia (Spiders):

no backbone

one or two body segments

pincers or fangs near mouth

4 pairs of legs

no antennae

Mollusks

Bi-valves:

have a two-part shell with a hinge to open/close

no backbone (invertebrate)

outside skeleton (exoskeleton)

hatch from eggs

cold-blooded

marine and freshwater

symmetry:

Arthropod

Crustaceans (Crabs):

hard outer covering

no backbone (invertebrate)

outside skeleton (exoskeleton)

mouthparts adapted for chewing

5 or more pairs of legs

claws

2 pairs of antennae

2 compound eyes on stalks

adults have 2 or 3 body segments

hatch from eggs

cold-blooded

Animal Sorting Cards

Objective: Classify organisms according to one selected feature, such as body covering, and identify other similarities shared by organisms within each group formed.

Describe several external features and behaviors of animals that can be used to classify them (e.g., size, color, shape of body parts).

Identify observable similarities and differences (e.g., number of legs, body coverings, size) between/among different groups of animals.

Animal Card Games:

Sorting: Depending on the age of the children, have them sort cards by:


where the animals live (habitat)	tail, no tail
number of legs (if the animals have legs)	colors or skin patterns
how they move (walk, swim, jump, or fly)	animal class
type of skin covering (hair/fur, feathers, scales, moist skin)	
what they eat (plant eaters/herbivores, meat eaters/carnivores, both/omnivores)	

Memory Card Game: Make two copies of each of the sorting card pages and cut out the cards. Mix them up and place them face down on a table. Taking turns, each player should turn over two cards so that everyone can see. If the cards match, he or she keeps the pair and takes another turn. If they do not match, the player should turn the cards back over and it is another player's turn. The player with the most pairs at the end of the game wins.

Who Am I? Copy and cut out the cards. Poke a hole through each one and tie onto a piece of yarn. Have each child put on a "card necklace" without looking at it so the card hangs down the back. The children get to ask each person one "yes/no" question to try to guess "what they are." If a child answering the question does not know the answer, he/she should say, "I don't know." This is a great group activity and a great "ice-breaker" for children who don't really know each other.

Charades: One child selects a card and must act out what the animal is so that the other children can guess. The actor may not speak but can move like the animal and imitate body parts or behaviors. For very young children, you might let them make the animal sound. The child who guesses the animal becomes the next actor.





Science Journal (Vocabulary)

Migrate

my definition

my drawing

Hibernate

my definition

my drawing

Pant (verb)

my definition

my drawing

Shiver (verb)

my definition

my drawing

Identify the Season

Objective: Critical thinking skills

Identify whether the event takes place in the hot summer or the cold winter.

1. Black bears hibernate in warm dens.
2. Squirrels use spit to cool down.
3. Some birds and mammals shiver to warm themselves when it is cold.
4. Mammals sweat.
5. Some grandparents move to a home in warmer climates for a few months.
6. Many animals swim in cool water or dig into mud.
7. Some animals sleep during the heat of the day and only come out at night when it is cooler.
8. Some animals sleep during the night and only come out during the day when the sun is high and it is warmer.
9. Some animals cuddle together to stay warm.
10. Some animals rest in the shade.
11. Some animals like black bears lay flat on the cool dirt.
12. Some animals migrate to warmer climates where there is more food available.
13. Some animals migrate to cooler areas (higher elevations or better breezes).
14. Some mammals grow thicker fur.
15. Some animals breathe in and out very quickly to cool down; called panting in mammals and gaping in birds.




Humans in Winter True or False?

Objective: Critical thinking skills

Are these statements true or false?

1. Like birds and other mammals, humans are warm-blooded. That means that the animal bodies have a warm, constant body temperatures that doesn't depend on the outside environment—98.6°F (37°C) for humans.
2. When the outside temperatures are very different from the core body temperatures of warm-blooded animals, their bodies fight to keep the core temperatures the same. For example, if the outside temperature is very cold, we might shiver or get goose bumps to try to warm our bodies.
3. Some humans hide from cold weather by spending more time indoors in the winter.
4. Humans don't hibernate in the winter but since the days are shorter, we spend more time in the dark than in summer, and many humans do sleep more in the winter than summer.
5. Some people (grandparents!) move (migrate) to a home in warmer climates during the winter.
6. Humans trap our body heat under clothing, blankets, coats, boots, mittens and hats. In fact, trapping the heat from our heads by wearing a hat is a good way to stay warmer. We can lose 20-30% of our body heat by not wearing a hat. (Maybe animals should wear hats, too!)
7. Just like the black-capped chickadees, humans shiver when our bodies are cold. The shivering helps to warm us.



Humans in Summer True or False?

Objective: Critical thinking skills

Are these statements true or false?

1. Like birds and other mammals, humans are warm-blooded. That means that the animal bodies have a constant body temperatures that doesn't depend on the outside environment—98.6°F (37°C) for humans.
2. When the outside temperatures are very different from the core body temperatures of warm-blooded animals, their bodies fight to keep the core temperatures the same. For example, if the outside temperature (air or water) is very hot, humans sweat (perspire) to get rid of the extra heat.
3. Some humans hide from hot weather by sitting in air conditioning or near fans.
4. Many humans swim in pools, lakes, rivers, ponds or the ocean to cool off.
5. When the weather is hot and the sun is bright, it is cooler to sit in the shade than it is to sit in the bright sunlight.
6. Humans don't usually use spit to cool off but if there's no place to go swimming, humans might spray themselves with cool water.
7. Some humans take naps or rest times during the very hottest times of the day (early afternoon).
8. Some people may travel to the mountains or areas where it is cooler than where they normally live.
9. Summer clothing is usually light in color and weight to help keep our bodies cool. While one might wear heavy hats, gloves, and coats in the cold winter, summer is a time for shorts and t-shirts.



Instinct or Learned Behavior?

Objective: critical thinking skills

Many characteristics of an organism are inherited from the parents, but others result from the influence of the environment.

Recognize that some behaviors are instinctive (turtles burying their eggs) and others learned (wolf's hunting skills).

Some animals are raised by mothers and fathers. Other animals are raised only by mothers and may never know their fathers. These animals learn behaviors from those parents. They might learn how to hunt or how to protect themselves from cold, winter weather. If the animals migrate, they will learn the migration route from their parents. If the animals hibernate, they'll learn where to go from their parents.

Other animals will never know their mothers or their fathers at all. They will survive purely on instinct. Scientists aren't sure how some of these animals know what to do or where to go. For example, how do butterflies know where to go in the winter and how do they get there without a map or GPS to give them directions?

Some of the animals in the stories ask their mothers how humans survive the cold, winter weather or in the hot, summer weather. Other animals simply ask other animals...because they don't know their mother! Can you identify which animals know their mothers and those that don't? Using that information, can you figure out which behaviors are learned and which behaviors are instinct?

Box turtles dig down into the mud and goes to "sleep" when it gets cold.

Painted turtles slip into cool water or mud to cool off when it gets hot.

Black bears find a cozy den to spend the winter. Black bears lie in cool dirt to stay cool in the heat.

Squirrels store nuts and food for the winter and make large nests called "dreys." During the cold winter, they cuddle together for warmth inside the drey. They cool off in the heat with spit baths.

Monarch butterflies migrate to the same tree where their great-great grandparent spent the previous winter! Other butterflies, like the black swallowtail hide from heat by moving to cooler locations nearby.

Wood frogs crawl under leaves and let half of their bodies freeze. They'll thaw and move around once spring comes. They dig into cool, damp leaves to stay cool too.

Humans wear warm coats, hats and mittens to stay warm in cold, outside weather. Come summer, they shed the warm clothing and wear cool shorts, short-sleeved shirts, and even flip-flops.

Math Word Problems



How many seconds are in a minute?

A non-hibernating black bear's heart rate is normally 40-50 beats per minute. Is that more or less than a beat per second?

If a hibernating black bear's heart rate is 12 beats per minute, how many seconds are there between beats?

Use the thermometer on the right to answer the following questions. Below freezing is blue and above freezing is red.


Is the temperature at, above, or below freezing? How do you know?

At what temperature (Centigrade and Fahrenheit) do things freeze?

Based on the temperature, do you think animals are trying to stay warm or to cool off?

Based on the temperature, if there's precipitation, do you think it will be rain, snow, or ice. Why?

If temperatures rise by 30 degrees Fahrenheit, will it be at, above, or below freezing?



Use the chart to answer the questions.

Ruby-throated hummingbird migration	kilometers	miles
From Canada to Gulf of Mexico	1,600	1,000
Across the Gulf of Mexico	845	525
Into Central America	1,600	1,000

How many total miles would a Ruby-throated hummingbird fly if it travels all the way from Canada to Central America?

How many miles will it fly if it stops at the first sight of land after flying over the Gulf of Mexico?

Scientists estimate that it takes a hummingbird 20 hours to fly across the Gulf of Mexico. Approximately how many kilometers or miles an hour is the bird flying?

Could you walk that fast?

Math Cards

Objective Core Mathematics Classify objects into given categories; count the numbers of objects in each category and sort the categories by count. (up to 10)

Solve addition and subtraction word problems, and add and subtract within 10, e.g., by using objects or drawings to represent the problem.

Use numbers, up to 10, to place objects in order, such as first, second, and third, and to name them

For any number from 1 to 9, find the number that makes 10 when added to the given number, e.g., by using objects or drawings, and record the answer with a drawing or equation.

Math Card Games

(Make four copies of the math cards to play these games):

Tens Make Friends Memory Game is a combination of a memory and adding game.

- Play like the memory game, above.
- If the animal numbers add up to 10, the child keeps the pair and takes another turn.
- If they do not add up to ten, the player should turn the cards back over and it is another player's turn.

Go Fish for Fact Families is a twist on "Go Fish."

- Shuffle cards and deal five cards to each player. Put the remaining cards face down in a draw pile.
- If the player has three cards that make a fact family, he/she places them on the table and recites the four facts related to the family. For example, if someone has a 2, 3, and 5, the facts are: $2 + 3 = 5$, $3 + 2 = 5$, $5 - 2 = 3$, $5 - 3 = 2$.
- The player then asks another player for a specific card rank. For example: "Sue, please give me a 6."
- If the other player has the requested card, she must give the person her card.
- If the person asked doesn't have that card, he/she says, "Go fish."
- The player then draws the top card from the draw pile.
- If he/she happens to draw the requested card, he/she shows it to the other players and can put the fact family on the table. Otherwise, play goes to the next person.
- Play continues until either someone has no cards left in his/her hand or the draw pile runs out. The winner is the player who then has the most sets of fact families.

1



2



3



4



5



6



7



8



9



Monarch Migration Map Activity

Objective: reading maps, geography, know that plants and animals live in different locations



source of maps: <http://www.fs.fed.us/wildflowers/pollinators/monarchbutterfly/migration/index.shtml>

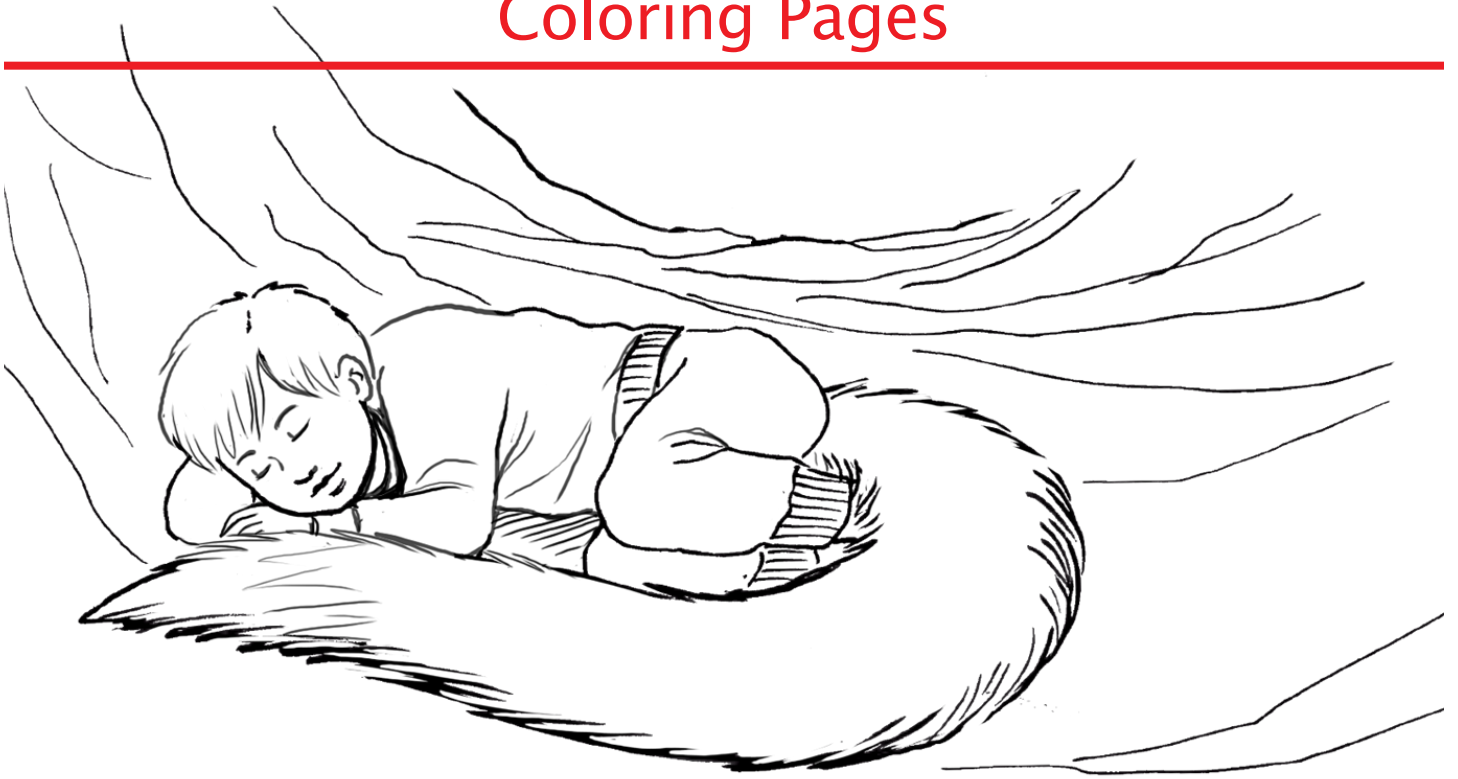
Which direction (north or south) do the monarchs fly in the fall (top map)?

There are three main over-wintering areas: California, Mexico, and Florida. Can you find them on the maps?

Do monarchs spend any time in Canada?

Can you find the state or province in which you live on the maps? Do monarchs live in or pass through your state or province?

Coloring Pages







Answers

Silly Sentences

1. Living things adapt to seasonal changes in different ways. Animals have adaptations to help them survive hot weather in the summer and cold weather in the winter.
 2. These adaptations can be changes in their bodies (physical) or they can be changes in things that the animals do (behavioral).
 3. Animals raised by a parent (or parents) learn some behaviors. Other animals never know their parents and survive purely on instinct.
 4. Many animals move to a different location (migrate) when the weather starts to get cold. They are following not only warmer weather and seeking shelter, but also are often following food sources.
 5. Birds are the most obvious migrators to most of us because they are so visible flying in huge flocks along bird “flyways” that run north to south.
 6. But not all birds migrate—some stay through cold weather if there are enough food sources. Some birds that don’t migrate include cardinals, crows, sparrows, black-capped chickadees, hawks, and starlings. A few mammals (whales) and insects (Monarch butterflies) migrate. Even some grandparents migrate by spending the winter in warmer climates and coming back in the spring as the weather warms and the snow melts.
 7. Other animals go to sleep for long periods during the winter (hibernation in mammals or brumation in reptiles). These animals slow their systems down so they don’t need as much energy: their hearts beat slower, they don’t breathe as often, and sometimes their body temperatures even drop.
 8. Some animals might go to sleep for several weeks (dormancy) but then wake up to go to the bathroom or get something to eat before going back to sleep again.
-
1. To cool down in hot weather, some mammals pant, or breathe in and out very quickly with their tongues sticking out.
 2. The moisture on their tongues cools the air going into their bodies, helping them to cool down.
 3. All kinds of animals jump into or spray themselves with water or mud to cool down. The cooler temperature of the water or mud helps to cool their bodies off.
 4. Some animals release water onto their outer skin (sweat). The evaporating water then cools the animals’ bodies.
 5. Other animals don’t make their own water or sweat so they have to put water onto their skin by licking themselves (spit bath).
 6. Other animals might burrow into cool soil, hide under rocks, or lay in cool dirt.
 7. Some animals hide in the shade where it is cooler.
 8. Some animals even migrate to higher elevations or cooler climates.
 9. Still other animals might sleep or nap during the day and be more active in the evening or at night when it is cooler.

Analogies

Cold is to winter as hot is to summer
 Deer is to mammal as butterfly is to insect
 Drey is to tree as den is to ground
 Wing is to fly as paw is to dig
 Tail is to wrap as blanket is to cover
 Hibernate is to sleep as migrate is to move
 Cub is to bear as fawn is to deer
 Buzz is to bee as squeak is to mouse
 Feather is to bird as fur is to bear

Word Search

	A	B	C	D	E	F	G	H	I	J
1	C	O	L	F	A	A	N	Y	S	X
2	S	A	S	N	O	W	T	E	M	U
3	M	R	F	T	A	I	L	D	I	E
4	E	H	U	M	A	N	S	O	G	I
5	L	O	C	U	Z	T	I	K	R	T
6	I	P	M	D	B	E	A	R	A	B
7	Y	H	I	B	E	R	N	A	T	E
8	A	J	C	I	E	Q	U	G	I	O
9	E	W	E	R	S	H	S	F	O	X
10	N	O	I	D	E	E	R	V	N	U

BEAR	6,E
BEES	6,E
BIRD	7,D
DEER	10.D
FOX	9,H
HIBERNATE	7,B
HUMANS	4,B
MICE	6,C
MIGRATION	2,I
MUD	4,D
SNOW	2,C
TAIL	3,D
WINTER	2,F

Identify the Season

1. Black bears hibernate in warm dens. **Winter**
2. Squirrels use spit to cool down. **Summer**
3. Some birds and mammals shiver to warm themselves when it is cold.
4. Mammals sweat. **Winter**
5. Some grandparents move to a home in warmer climates for a few months. **Winter**
6. Many animals swim in cool water or dig into mud. **Summer**
7. Some animals sleep during the heat of the day and only come out at night when it is cooler. **Summer**
8. Some animals sleep during the night and only come out during the day when the sun is high and it is warmer. **Winter**
9. Some animals cuddle together to stay warm. **Winter**
10. Some animals rest in the shade. **Summer**
11. Some animals like black bears lay flat on the cool dirt. **Summer**
12. Some animals migrate to warmer climates where there is more food available. **Winter**
13. Some animals migrate to cooler areas (higher elevations or better breezes). **Summer**
14. Some mammals grow thicker fur. **Winter**
15. Some animals breathe in and out very quickly to cool down; called panting in mammals and gaping in birds. **Summer**

Humans in Winter and Summer

All are true.

Instinct or Learned Behavior?

Box turtles dig down into the mud and goes to “sleep” when it gets cold. Painted turtles slip into cool water or mud to cool off when it gets hot. **instinct**

Black bears find a cozy den to spend the winter. Black bears lie in cool dirt to stay cool in the heat. **learned behavior**

Squirrels store nuts and food for the winter and make large nests called “dreys.” During the cold winter, they cuddle together for warmth inside the drey. They cool off in the heat with spit baths. **learned behavior**

Monarch butterflies migrate to the same tree where their great-great grandparent spent the previous winter! Other butterflies, like the black swallowtail hide from heat by moving to cooler locations nearby. **instinct**

Wood frogs crawl under leaves and let half of their bodies freeze. They’ll thaw and move around once spring comes. They dig into cool, damp leaves to stay cool too. **instinct**

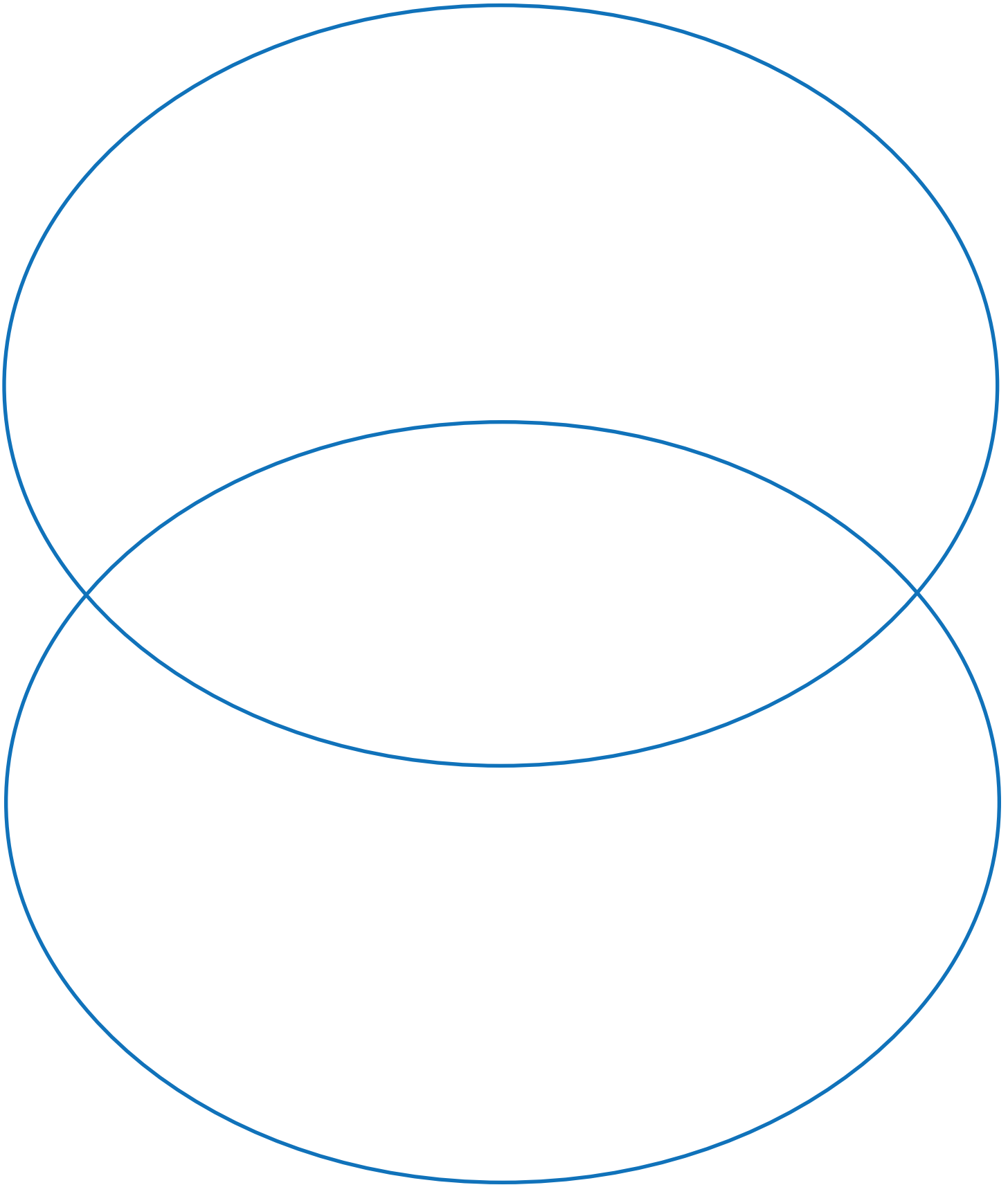
Humans wear warm coats, hats and mittens to stay warm in cold, outside weather. Come summer, they shed the warm clothing and wear cool shorts, short-sleeved shirts, and even flip-flops. **learned behavior**

Appendix A—“What Children Know” Cards

<p>Question:</p> <p>My answer:</p> <p>This information is correct! This information is not correct; can you find the correct information?</p>	<p>Question:</p> <p>My answer:</p> <p>This information is correct! This information is not correct; can you find the correct information?</p>
<p>Question:</p> <p>My answer:</p> <p>This information is correct! This information is not correct; can you find the correct information?</p>	<p>Question:</p> <p>My answer:</p> <p>This information is correct! This information is not correct; can you find the correct information?</p>

Appendix B—Venn Diagram

Compare and contrast how two different animals survive winter.



Appendix C—Rhyming Cards

Cut out, mix up and then match the rhyming words from the stories. Can play as “Memory.”

tight

right

draping

caping

mud

crud

oozing

snoozing

feather

weather

fluffing

puffing

plump

lump

wheezing

teasing

hair

wear

warming

storming

bunch

lunch

center

enter

aloft

soft

nest

guest

guide

glide



wing

bring

below

snow

snow

slow

freeze

leaves

frozen

chosen

sky

fly

skies

goodbyes

clothes

nose

clothes

bows

tongue

sprung

puffing

huffing

ponds

fronds

sunfish

squish

shade

jade

branches

chances

up

pup

patches

scratches

new

hue

hair

wear

hive

survive

chilling

willing

lick

trick

summer

bummer

wings

brings

shelter

swelter

night

bite

beams

dreams

dirt

hurt

bits

fits

heat

beat

site

daylight

clothes

toes

flip-flops

tank tops