

For Creative Minds

The For Creative Minds educational section may be photocopied or printed from our website by the owner of this book for educational, non-commercial uses. Cross-curricular teaching activities, interactive quizzes, and more are available online. Go to www.ArbordalePublishing.com and click on the book's cover to explore all the links.

Hidden Picture

How many items can you find hidden in the first page of the story: alphabet blocks, dominoes, buttons, pencils, paper clips, thimble, tinker-toy wheels, buttons, bottle cap, and marbles. *What are some of the other items you see in the book that Packy has collected?*

Sorting, Categorizing, and Classifying

People sort collections in different ways all the time. Laundry gets sorted into light and dark clothes or into cotton versus permanent press. This is called "sorting by attributes." An attribute is a characteristic shared by the items you group together.

Copy or print from our website and cut out "Packy's Sorting Cards." See how many different ways you can sort them. Cards may be copied using a reduction and/or an enlargement in order to provide for another aspect of size sorting.

Did you come up with different ways to sort Packy's collection?

What attributes did you use to sort the items? Describe what makes the groups different. What makes the groups similar?


Was it easy to sort everything into a few groups?

Can you make smaller groups within bigger groups?

Were there some items that didn't seem to fit into any group or that fit into more than one group? If so, what did you do with them?

Describe or explain your sorting methods to someone.

Take a survey by asking family members, friends, and classmates which collection is their favorite. List the groups in order from most favorite to least favorite.



Scientists sort things into groups too

The first question that scientists ask is whether something is “living/once-living” or “non-living.” If it is living, it can be sorted into different groups called “kingdoms,” which include plants or animals among others. *Can you sort Packy’s things into either non-living, plant, or animal?*

- Look at the piles and guess which group has the most.
- Then count how many are in each group.
- Color a box for each item in the appropriate section of the copied/downloaded graph.
- Which one has the most? Did you guess correctly? Which has the least?

10			
9			
8			
7			
6			
5			
4			
3			
2			
1			
	Non-living	Animal	Plant



Packy's Sorting Cards



pinecone



bean



acorn



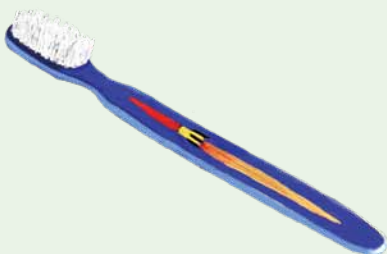
book



marble



clover



tooth brush



locket



sandpaper



kettle



needle



umbrella



cherry



egg




yarn



thread

PACKY'S Sorting Cards







Writing Connection:

Authors use words to paint pictures! The words they choose help readers visualize and imagine the important things they are writing about. One way authors do this is to refer to important things in a variety of ways. They think about the characteristics of characters, settings, and objects and use these characteristics in their description. Let's look at some of the important objects Packy sorted and see if we can name them in a number of ways!

Example—Marble: small glass orb, miniature crystal ball, small round colorful globe

Can you think of another interesting way to say "marble"?

Try to use "word referents" for the following important objects Packy collected. One idea for each has been provided for you.

- | | | |
|--|--------|-------------------------|
|  | Clover | lucky four-leafed plant |
|  | Turtle | armored creature |
|  | Acorn | squirrel snack |
|  | Cherry | ice cream sundae topper |

Now that you've got the hang of it, try this skill when you write or tell a story!

Publisher's Cataloging-In-Publication Data

Sort it out! / by Barbara Mariconda, Barbara Mariconda, Barbara ; illustrated by Sherry Rogers.
p. : col. ill. ; cm.

Summary: A rhyming story about a packrat who enjoys sorting his collection of trinkets in a variety of ways. Includes "For Creative Minds" section with sorting activities.

Interest age level: 004-008.
Interest grade level: P-3.

ISBN: 978-1-934359-11-2 (hardcover)
ISBN: 978-1-934359-27-3 (pbk.)

1. Set theory--Juvenile fiction. 2. Child collectors--Juvenile fiction. 3. Brothers and sisters--Fiction. 4. Set theory--Fiction. 5. Child collectors--Fiction. 6. Brothers and sisters--Fiction. 7. Stories in rhyme. I. Rogers, Sherry. II. Title. PZ7.M37 So 2008

[E]
Text Copyright © 2008 Barbara Mariconda
Illustration Copyright © 2008 Sherry Rogers
The "For Creative Minds" educational section may be copied by the owner for personal use or by educators using copies in classroom settings.

Arbordale Publishing
formerly Arbordale Publishing
Mt. Pleasant, SC 29464
www.ArbordalePublishing.com

